




Quick Guide: Copying Course Content



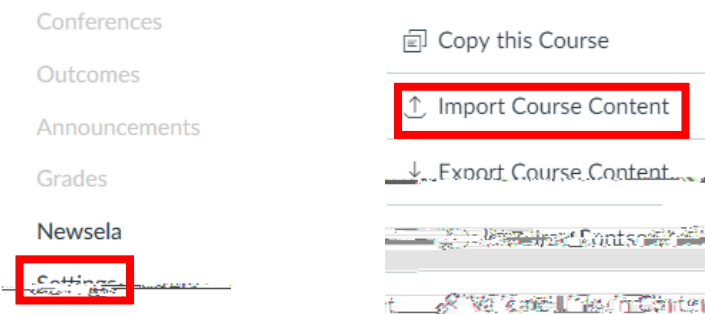
Goal: Share content with another teacher or move content from a previous course.

**Note: If you are planning to "cross-list" (combine) your sections, you should do this first.

Step 1: Click on the New Course.



Step 2: Click Settings. Click Import Course Content.



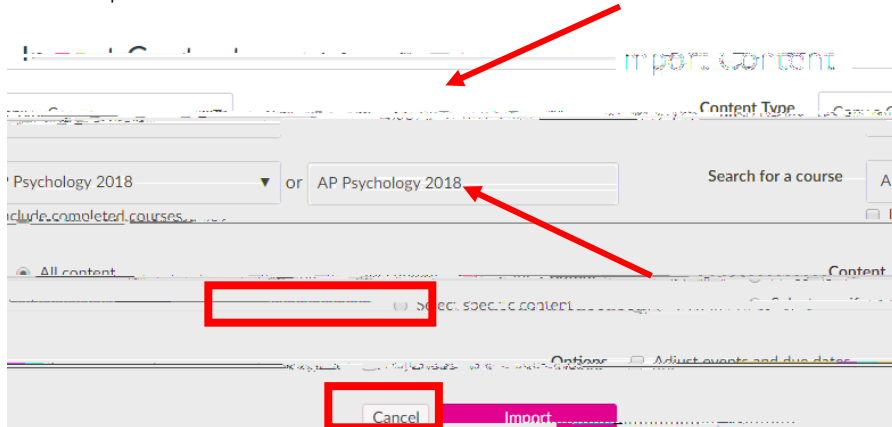
Step 3:

Select Content Type Copy a Canvas Course.

Select the course under Search for a course.

Select Specific Content.

Click Import.




Step 4: Choose Select Content

Current Jobs

Course Copy	7th grade science	Oct 22 at 8:32am	Waiting for Selection	Select Content
-------------	-------------------	------------------	-----------------------	----------------

Content import files cannot be downloaded after 500 days.

Step 5: Pick the content you wish to copy and then choose Select Content.



(Wait for the job to process. The content will move to your course momentarily).

Current Jobs	Course Copy	7th grade science	Oct 22 at 8:32am
1	Queued		